

# Genesee Joint School District #282

November 2, 2010

## School Performance Report Card 2009-10

The goal of NCLB is to ensure that all students in all schools are academically proficient in math, reading and language arts by 2014. Until that time, schools, school systems and the state will be measured on their ability to move toward that goal. In other words, schools, school systems, and the state must show that a greater percentage of its students are meeting required proficiency standards.

Schools, school systems and the state must meet proficiency benchmarks in nine subgroups, including five race/ethnicity groups; students with disabilities; limited English proficient students; economically disadvantaged students; and the school as a whole.

The Annual Report Card is organized in the following sections: NCLB (AYP), Achievement, Attendance and Graduation, Discipline, Teacher Quality, and Special Education. Data required by No Child Left Behind.

This school performance report is a summary of how Genesee Elementary, Junior, and Senior High Schools are performing in several different core academic areas.



### Inside this issue:

NCLB—AYP Teacher Quality	<b>1</b>
Student Achievement— ISAT SCORES	<b>2,3</b>
Parent Involvement	<b>4</b>
Average Daily Attendance	<b>4</b>
Graduation Rate	<b>4</b>
Gifted and Talented	<b>4</b>
Response to Intervention	<b>4</b>

### “NCLB” —NO CHILD LEFT BEHIND 2009/10 AYP

District Scores for 2009/10	% Tested	% Proficient/Advanced
Reading	100%	97.2% Target: (85.6)
Mathematics	100%	97.5% Target (83%)
Language Arts	100%	95.6% Target (75.1)

Target is goal set by the State of Idaho. **Please note that the higher 2009-10 Proficiency targets are due to the change to the Indexing model of calculation that includes Basic scores as 50% proficient. Previously, Basic scores were counted as 0% proficient. Any comparison of Proficiency data across years should bear this in mind.**

### TEACHER QUALITY

- 43% of Teaching Staff has a Master's degree or higher.
- 11% of Teaching Staff is nationally Board Certified.
- 100% are certified by the State of Idaho and teaching in their certified field.

**IDAHO STATE ACHIEVEMENT TEST  
STUDENT ACHIEVEMENT FOR 2009/10**

Grade 3 (All Students)	% Advanced	% Proficient	% Basic	% Below Basic	% Tested	Total % Advanced or Proficient
READING	42.11	57.89	0	0	100	100%
MATH	84.21	10.53	5.26	0	100	94.74%
LANGUAGE	57.89	36.84	5.26	0	100	94.73%

Grade 4 (All Students)	% Advanced	% Proficient	% Basic	% Below Basic	% Tested	Total % Advanced or Proficient
READING	55.56	40.74	0	3.7	100	96.3%
MATH	25.93	70.37	0	3.7	100	96.3%
LANGUAGE	88.89	33.33	11.11	0	100	88.89%

Grade 5 (All Students)	% Advanced	% Proficient	% Basic	% Below Basic	% Tested	Total % Advanced or Proficient
READING	62.96	33.33	0	3.7	96.43	96.29%
MATH	44.44	55.56	0	0	96.43	100%
LANGUAGE	44.44	51.85	3.7	0	96.43	96.29%
SCIENCE	59.26	37.04	3.7	0	96.43	96.3%

Grade 6 (All Students)	% Advanced	% Proficient	% Basic	% Below Basic	% Tested	Total % Advanced or Proficient
READING	39.13	52.17	8.7	0	100	91.3%
MATH	78.26	17.39	4.35	0	100	95.65%
LANGUAGE	43.48	47.83	4.35	4.35	100	91.61%

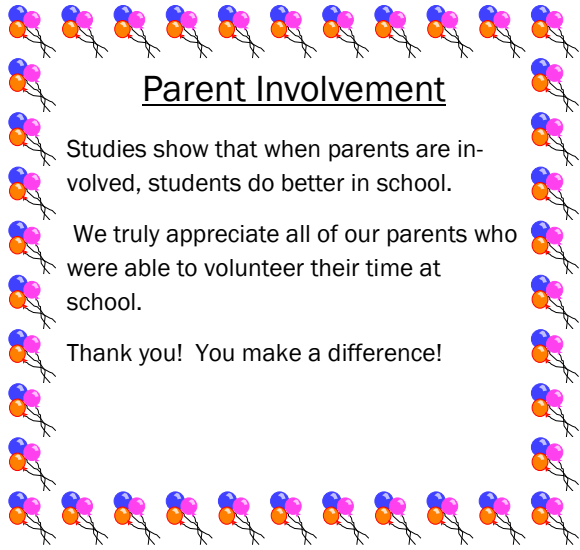
# ISAT CON'T 2009/10 REPORT

Grade 7 (All Students)	% Advanced	% Proficient	% Basic	% Below Basic	% Tested	Total % Advanced or Proficient
READING	44.44	44.44	11.11	0	100	88.88%
MATH	55.56	33.33	5.56	5.56	100	88.89%
LANGUAGE	11.11	72.22	16.67	0	100	83.33%
SCIENCE	66.67	11.11	5.56	16.67	100	77.78%

Grade 8 (All Students)	% Advanced	% Proficient	% Basic	% Below Basic	% Tested	Total % Advanced or Proficient
READING	71.43	23.41	4.76	0	95.45	95.24%
MATH	52.38	47.62	0	0	95.45	95.45%
LANGUAGE	23.81	71.43	4.76	0	95.45	95.24%

Grade 9 (All Students)	% Advanced	% Proficient	% Basic	% Below Basic	% Tested	Total % Advanced or Proficient
READING	44.44	44.44	11.11	0	100	88.88%
MATH	55.56	33.33	5.56	5.56	100	88.89%
LANGUAGE	11.11	72.22	16.67	0	100	83.33%
SCIENCE	66.67	11.11	5.56	16.67	100	77.78%

Grade 10 (All Students)	% Advanced	% Proficient	% Basic	% Below Basic	% Tested	Total % Advanced or Proficient
READING	52.17	47.83	0	0	100	100%
MATH	65.22	30.43	4.35	0	100	95.65%
LANGUAGE	8.7	82.61	8.7	0	100	91.31%
SCIENCE	47.83	39.13	8.7	4.35	100	86.96%



### Parent Involvement

Studies show that when parents are involved, students do better in school.

We truly appreciate all of our parents who were able to volunteer their time at school.

Thank you! You make a difference!


### Average Daily Attendance

(for 2009/10)

K-6 95.58%

7-12 94.69%

Total Average K-12 Daily Attendance for 2009/10 - 95.19%




**Graduation Rate for 2009-10**  
**100%**  
  
The graduation rate goal is 90% or an improvement over the previous year.



### **Gifted and Talented Program**

**During the 2009/10 school year 17 students participated in the Gifted and Talented Program. The guiding characteristic of the Genesee Gifted and Talented Program is to provide gifted students with the opportunity for extensions of learning which afford them the opportunity for exploring, experiencing, expressing as well as developing a sense of individual responsibility to the school community and to a changing society.**

### Response to Intervention



Genesee Schools utilizes a RTI process when working to identify and serve the needs of specific students. RTI is a tiered process of instruction that allows schools to identify struggling students early and provide appropriate instructional intervention. Early intervention means more chances for success and less need for special education services. RTI supports the classroom teacher in developing his/her skills in dealing with the wide range of students we now have.

The thoroughness of Response to Intervention ensures that we look at all options for children and use data and many strategies to assist students in their learning and growth.

For more information regarding the RTI Process, you will find a parent guide at the following website <http://www.wrightslaw.com/info/rti.parent.guide.htm> or contact Wendy Moore, Principal/ Superintendent at 208-285-1161.